









Part C 2012 Strand Report










Ionia ISD

The Strand Report provides service areas with a snapshot of how they performed on the indicators reported in the Annual Performance Report (APR) submitted by the Michigan Department of Education on February 1, 2012. The Strand Report reflects **data reported between July 1, 2010, and June 30, 2011.**

This report is organized by indicator. To learn more about a particular indicator including its definition, measure, data collection dates, and data sources, click on the indicator name (e.g., Timely Service Delivery) to be taken to the [CIMS Web site](#).

Review of Data: Compare your local data to the State target for each indicator. A “thumbs up” in the “Target Met?” column indicates that your service area met the state target; a “thumbs down” means you did not meet the target. If you did not meet the state target, click the “Results Transmittal” or “CAP In Progress” link in the Next Step column to search for your task.

	Indicator/Type	Local Calculation	Target	Local Data	Target Met?	Workbook Date	Next Step
1	Timely Service Delivery (Compliance)	$(6 \div 6) \times 100$	100%	100.0%		N/A	No Action Required
2	Settings in Natural Environments (Results)	$(137 \div 139) \times 100$	93.0%	98.6%		N/A	No Action Required
3	Child Outcomes (Results)						
	A-1: Positive Social-emotional skills	$(48 \div 69) \times 100$	74.8%	69.6%		April 2012	Results Transmittal
	A-2: Positive Social-emotional skills	$(54 \div 90) \times 100$	59.7%	60.0%			
	B-1: Acquisition and Use of Knowledge & Skills	$(63 \div 78) \times 100$	79.3%	80.8%			
	B-2: Acquisition and Use of Knowledge & Skills	$(54 \div 90) \times 100$	54.2%	60.0%			
	C-1: Use of Appropriate Behaviors	$(61 \div 74) \times 100$	78.6%	82.4%			
C-2: Use of Appropriate Behaviors	$(56 \div 90) \times 100$	59.7%	62.2%				
4	Family Outcomes (Results)						

	A: Know Their Rights	(32 ÷ 45) X 100	58.0%	71.1%		N/A	No Action Required
	B: Effectively Communicate Needs	(30 ÷ 45) X 100	53.0%	66.7%			
	C: Help Children Develop/Learn	(38 ÷ 45) X 100	77.0%	84.4%			
5	Child Find Birth - 1 (Results)	(9 ÷ 758) X 100	1.24%	1.19%		April 2012	Results Transmittal
6	Child Find Birth - 3 (Results)	(139 ÷ 2406) X 100	2.7%	5.8%		N/A	No Action Required
7	Timeliness of IFSPs (Compliance)	(6 ÷ 6) X 100	100%	100.0%		N/A	No Action Required
8	Early Childhood Transition (Compliance)						
	A: Transition Planning	(7 ÷ 7) X 100	100%	100.0%		N/A	No Action Required
	B: Notification to the LEA	(5 ÷ 5) X 100	100%	100.0%		N/A	No Action Required
	C: Timely Transition Conference	(5 ÷ 5) X 100	100%	100.0%		N/A	No Action Required