








Part C 2014 Strand Report
Ionia ISD

The Strand Report provides service areas with a snapshot of how they performed on the indicators reported in the Annual Performance Report (APR). Throughout the year, service areas see small updates to the Strand Report, but each April the report is overhauled with data submitted by the Michigan Department of Education on February 3, 2014. The Strand Report reflects data reported in **FFY 2012** (federal fiscal year 2012, which is data collected between July 1, 2012, and June 30, 2013).

	Indicator/Type	Data Year	Local Calculation	Target	Local Data	Target Met?	Workbook Date	Next Step
1	Timely Service Delivery (Compliance)	FFY 2012	$(14 \div 14) \times 100$	100%	100.0%		N/A	No Action Required
2	Settings in Natural Environments (Results)	FFY 2012	$(131 \div 131) \times 100$	93.0%	100.0%		N/A	No Action Required
3	Child Outcomes (Results)							
	A-1: Positive Social-emotional skills	FFY 2012	$(32 \div 39) \times 100$	76.3%	82.1%		N/A	No Action Required
	A-2: Positive Social-emotional skills	FFY 2012	$(31 \div 44) \times 100$	60.8%	70.5%			
	B-1: Acquisition and Use of Knowledge & Skills	FFY 2012	$(34 \div 39) \times 100$	79.5%	87.2%			
	B-2: Acquisition and Use of Knowledge & Skills	FFY 2012	$(31 \div 44) \times 100$	51.2%	70.5%			
	C-1: Use of Appropriate Behaviors	FFY 2012	$(33 \div 38) \times 100$	79.5%	86.8%			
C-2: Use of Appropriate Behaviors	FFY 2012	$(28 \div 44) \times 100$	60.1%	63.6%				
4	Family Outcomes (Results)							
	A: Know Their Rights	FFY 2012	$(23 \div 30) \times 100$	58.4%	76.7%		N/A	No Action Required
B: Effectively Communicate Needs	FFY 2012	$(20 \div 30) \times 100$	53.4%	66.7%				

	C: Help Children Develop/Learn	FFY 2012	$(28 \div 30) \times 100$	77.4%	93.3%			
5	Child Find Birth - 1 (Results)	FFY 2012	$(23 \div 786) \times 100$	1.24%	2.93%		N/A	No Action Required
6	Child Find Birth - 3 (Results)	FFY 2012	$(131 \div 2387) \times 100$	2.7%	5.5%		N/A	No Action Required
7	Timeliness of IFSPs (Compliance)	FFY 2012	$(14 \div 14) \times 100$	100%	100.0%		N/A	No Action Required
8	Early Childhood Transition (Compliance)							
	A: Transition Planning	FFY 2012	$(10 \div 10) \times 100$	100%	100.0%		N/A	No Action Required
	B: Notification to the LEA	FFY 2012	$(10 \div 10) \times 100$	100%	100.0%		N/A	No Action Required
	C: Timely Transition Conference	FFY 2012	$(10 \div 10) \times 100$	100%	100.0%		N/A	No Action Required