


# I Spy Quilt Show Booklet

*To Support*



of Ionia County ISD  
1-616-527-4900



The quilt show will be held on  
Saturday, March 26th from 9am-1pm at  
the Ionia ISD  
2191 Harwood Rd Ionia

The raffle will be held immediately following the show!

The raffle will also contain all remaining 2021 Down on the Farm quilts!



*Dolly Parton's Imagination Library of Ionia County*

## What is the Dolly Parton Imagination Library?

The Dolly Parton Imagination Library is a book distribution program for young children. The program provides a book a month from birth until the child turns five years of age. The program was started by Dolly Parton with the purpose of providing a home library for young children. Over the course of 5 years a child would have a home library of 60 books. The cost for the program is \$27.00 which funds a child for one year!

Total cost per child from birth to age five would be \$135.00!

## How is the program funded?

The program is a gift from the community back to its youngest citizens. It is funded completely by community donations. *Just \$27.00 provides a child a book a month for an entire year!* The DPIL is a United Way affiliate and has two corporate sponsors: *Michigan One Community Credit Union* and *ESS*. In addition the program is financially supported by all of the local school districts and many individual donors as well.

## How many children are participating in the program?

The program started in January of 2007 with fund-raising activities. By June of 2007, the first 16 families received their first books. Since January of 2018, **every month over 2000 children** are receiving books through this program. There were 2627 children that received books last year in Ionia County. A total of 24,456 total books were mailed out in 2021!

## How many children could participate in the program?

There are about 3650 children in this age range. The Dolly Parton Foundation indicates that 70% of the population will participate. That would be approximately 2800 kids. Our numbers indicate that 82% of the targeted population is participating.

## Why did the Ionia ISD start this program?

The program started in Tennessee and has spread across the United States and Canada. School leaders from the Ionia ISD and local school districts embraced the concept of the program and felt that it would be a very appropriate school readiness initiative for our whole county. Ionia is only one of the 48 programs in the state that have this program.

It is one of the few programs that starts right from birth and has the potential to have great returns. It is one of the few programs that **everyone** can participate in!!

## The program's concept is researched based....

- ♦ Children who are read to before school are better equipped for the demands of kindergarten than those that are not.
- ♦ Having books accessible in the home environment increases the likelihood that children will be read to.
- ♦ Children who are behind when they start kindergarten do not typically catch up without specific intensive interventions.

## Is the program making a difference for children in Ionia County?

- ◆ Yes families are reading more, surveys have indicated:
- ◆ 96% of respondents reported their child is bringing the books to them and requesting them to read to them
- ◆ 96% of respondents reported their children are spending more time looking at books on their own.
- ◆ 95% of respondents reported they are reading more to their children then they did before

## Is the program needed?

- ◆ **54% of respondents reported they would not be able to participate in the program if funding from community donations was NOT available.**

Use the QR code below to register your child today!





## The More Books at Home, The Higher the Child's Education

The presence of books in the home has a greater influence on a child's level of education than does the parents' income, nationality, or level of education. A 20-year study shows how investing in books can make a big difference.

Educators long have believed that the top predictor of whether a child attained a high level of education was highly-educated parents. *A 20-year international study, however, has revealed an even bigger predictor of a child's academic success: the presence of books in the home.* Regardless of nationality, level of education, or their parents' economic status, children who grew up with books in their homes reached a higher level of education than those who did not, according to the study, [Family Scholarly Culture and Educational Success: Books and Schooling in 27 Nations](#) published in *Research in Social Stratification and Mobility*.

**Having as few as 20 books in the home has a significant impact on a child's ascent to a higher level of education, the study found. The more books in the house, the greater the benefit. According to a press release about the study, "In some countries, such as China, having 500 or more books in the home propels children 6.6 years further in their education. In the United States, the effect is less -- 2.4 years, rather than the 3.2-year average advantage experienced across all 27 countries in the study."**

The research was led by Dr. Mariah Evans, an associate professor of sociology and resource economics at the [University of Nevada, Reno](#). She was joined by researchers from [UCLA](#) and [The Australian National University](#). The project is one of the largest and most comprehensive studies ever conducted on influences on the level of education a child will attain. Read the rest of the article at:

[http://www.educationworld.com/a\\_issues/chat/chat265.shtml](http://www.educationworld.com/a_issues/chat/chat265.shtml)

Article by Ellen R. Delisio; Education World R

Copyright 2010 Education World

Published 9/28/2010

# Quilt Sale and Raffle

The quilt sale and raffle is one way you can support the library and provide books to children in their homes. There are over 60 quilts total, that are featured in this book, each quilt is handmade by community members and citizens interested in assuring that every child has books in their home and is read to before they go to school. The quilts were designed to be lap quilts for you and your child to cuddle up and share a book. The quilts are made from a block titled I Spy. We do have some from last years sale that are available. The theme from those was Down on the Farm.

**This year we will be having a sale and raffle. You may purchase available quilts on Saturday March 26th at our quilt show for \$135.00. This is the cost it is to provide books to one child for the entire 5 years in the program! This is a great opportunity for you to choose the quilt you want and also help provide books to a child in our community! Any quilts that have not been sold at the close of the show will be included in the raffle. Tickets are \$5 each or 10/\$30. If a quilt is marked sold in this booklet it has been sold back to the quilter. They have first chance at buying their quilt back.**

**Checks should be payable to: Ionia  
ISD - DPIL**



## Table of Contents

## Quilt Number

Beth Wills	#1
Ruth Newell	#2
Betty Carpenter	#3
Evonne Doctor	#4
Deb Estep	#5
Val Wymer	<b>SOLD</b> #6
Pennie Simington	#7
Martha Goetz	#8
Donna Derstadt	#9
Beth Carpenter	<b>SOLD</b> #10
Lois Sprague	#11
Julie Lott	#12
Sandy Ranville	#13
Jessica Lira-Vezino	#14
Angela Coan	<b>SOLD</b> #15
Beth Mellinger	#16
Kathy Thiel	#17
Cynthia Cole	#18
Pat Vezino	#19
Cynthia Livingston	#20
Bonnie Kimble	#21
Wanah Newton	#22
Jonnie Julien	#23
Sue Meyers	#24
Katie Flynn	#25

## Table of Contents

## Quilt Number

Brenda Simpson	#26
Sue Latham	#27
Judy Rowley	#28
Donna Owen	#29
Windy Hartuniewicz	#30
Florence Nitz	#31
Linda Lane	#32
D. Marilyn Reid	#33
Kay Tipton	#34
Dolores Powell	<b>SOLD</b> #35
Sue Reynolds	#36
Vayda Woolston	#37
Martha Woolston	#38
Martha Woolston	#39
Jan Schell	#40
Gwen Wentworth	#41
Jan Schell	#42
Barbara Hamm	#43
Mary Ziegler	#44
Pat Trommater	#45
Eva Hatt	#46
Laura Heffron	#47
Cindy Backing	<b>SOLD</b> #48
Amanda Ondersma	#49

## Table of Contents

## Quilt Number

Lois Sprague	#60
Cynthia Livingston	#61
Mary Zeigler	#62
Katie Flynn	#63
Barnyard Bunch North	#64
Jan Schell	#65
Mary Woolston	#66
Beth Mellinger	#67
Sue Latham	#68
Bonnie Kimble	#69
Martha Woolston	#70
Pennie Simington	#71
Wanah Newton	#72
Beth Wills	#73
Windy Hartuniewicz	#74
Jonnie Julian	#75
Gaylia Ross	#76
Linda Lane	#77
Sandy Ranville	#78
Kelly Yoakem	#79

### Quilts are displayed at the following locations:

#### Belding

- Alvah N Belding Memorial Library

#### Ionia

- Michigan One Community Credit Union
- Ionia Community Library
- Biggby

#### Lakewood

- Lake Odessa Community Library
- Friends Quilting Basket

#### Portland

- Portland Community Library

#### Saranac

- Saranac Library

#### Clarksville

- Clarksville Library





## Quilt 2:



**Ruth Newell** used a lot of “I Spy” fabrics from her stash for the hexie blocks which are pieced into a background of black fabric. The outer border is red, and it measures 64” x 69”. The backing is a red print with puppies. It is machine quilted by Quality Quilting.



## Quilt 3:



**Betty Carpenter** pieced and machine quilted this cute quilt using the “Edge to Edge” quilting program on her embroidery machine. She also included a hanging sleeve. It measures 46” x 48” and has an outer border with inset blocks shadowed in black. The backing is an aqua fabric.

## Quilt 4:



**Evonne Doctor** pieced this adorable quilt which measures 47" x 60". The I Spy panel is centered with an inner border of yellow. The side borders are in a puppy paw print. Evonne used a cute animal print for the top and bottom border. It is backed in red and machine quilted by Paul Doctor.



## Quilt 5:



This charming quilt is pieced and machine quilted by **Deb Estep**. It measures 52" x 60". Pinwheel blocks are on two sides of the I Spy panel. Fabrics used in the blocks are also used in the outer border of green, middle border of orange and the inner border of turquoise. The backing is pieced with pinwheel accents.

## Quilt 6:



**Val Wymer** bound the I Spy panel with a black and white stripe fabric. The backing is a soft flannel of pastel colored birds which makes this quilt very cuddly. It measures 36" x 42". Val machine quilted it using a measured squiggle in white thread.










## Quilt 9:



**Donna Derstadt** pieced her quilt with coordinating fabrics from the I Spy line with an inner border of footstep stripe. The outer border is I Spy blue faces. It is backed in red minkie and measures 47" x 51". Donna machine quilted it in a geometric pattern.



## Quilt 10:



**Beth Carpenter** designed a quillow. It measures 40" x 68". The blocks in the middle are square with the outer blocks measuring 4" x 8". Beth pieced the back using polka dot fabrics in yellow, green, blue and red. She machine quilted the quillow using a zigzag stitch.





## Quilt 12:



**Julie Tubbs-Lott** put together four little booklets that she attached to her quilt. It has a top and bottom border using the coordinating footstep stripe fabric. The middle border is red and the outer border is a multicolored polka dot fabric in brown. It measures 39" x 59"; the backing is a cute clock fabric.

## Quilt 13:



**Sandra Ranville** pieced and machine quilted this quilt which measures 45" x 53". The outer border is the coordinating footstep stripe fabric. The cornerstone blocks are yellow. It is bound in red. Turquoise minky was used for the backing.



## Quilt 14:



This is the first quilt **Jessica Lira-Vezino** has ever made! The front of the quilt features an original pattern. It has some fabric from Brazil where Jessica grew up. The back of the quilt features the full length panel. It measures 49" x 63". It is machine quilted by Barry Vezino.

## Quilt 15:

**SOLD**



**Angela Coan** pieced this quilt which features fabrics representing all 26 letters of the alphabet with many fabrics from past Dolly Parton Quilt projects. How many can you spy? The border is a coordinating I Spy fabric of dots and dashes on white. It is backed and bound in blue. Barry Vezino machine quilted it.



## Quilt 16:



**Beth Mellinger** pieced this cute quilt. It measures 53" x 60". The I Spy panel is centered on a background of multi-colored dots on white. Accent blocks are sashed with green. It is backed and bound in a complementary blue print. It was machine quilted by Cynthia Cole.



## Quilt 17:



**Kathy Thiel** chose a black and white check fabric to frame the I Spy panel for her quilt. Bound in I Spy dots and dashes on white, it measures 40" x 48". It is backed in I Spy coordinating fabric of blue faces. It was machine quilted by Cynthia Cole.

## Quilt 18:



**Cynthia Cole** pieced and quilted this bright quilt, framing the I Spy panel in a printed fabric of quilt blocks. It measures 43" x 49". The machine quilting is the highlight of this quilt where Cynthia used a pattern of farm animals.



## Quilt 19:



The front of the quilt features a pattern that **Pat Vezino** designed. It will provide hours of I spy fun with the embroidery question “what does your eye spy?” The back of the quilt features the full length panel with green cuddle fabric. It is machine quilted by Barry Vezino with long armed magnifying glasses.

## Quilt 20:



**Cynthia Livingston** chose to highlight parts of the I Spy panel with machine quilting and she sewed “lift the flaps” over parts of the panel, too. The outer border and binding is a printed block fabric. The top and bottom borders are a multi-colored handprint fabric. The backing is blue. It measures 39” x 59 ½”.



## Quilt 21:



**Bonnie Kimball** pieced and machine quilted this cute quilt. The I Spy panel is bordered with a multi-colored stripe fabric. The cornerstones are a yellow polka dot. The binding is red, and the backing is a complimentary fabric which is its own I Spy! It measures 43" x 49".

## Quilt 22:



**Wanah Newton** stuffed little pillow blocks that attach to the I Spy panel with snaps for a unique experience. She included a bag for the pillows when not in use. The inner border of her quilt is a kitty print. The outer border is a green check. It measures 56" x 50".



## Quilt 23:



**Jonnie Julian** pieced and machine quilted her quilt with a side border of yellow. There are three top and bottom borders; orange, a yellow/orange print and pieced blocks. It is bound in red. It measures 40" x 58", and the backing is a cute jungle print.



## Quilt 24:



**Sue Meyers** pieced, machine quilted and finished her charming quilt with the “quilt as you go” method. It measures 41” x 52 ½”. Cornerstone blocks are the coordinating I Spy blue face print that she used for the backing. She made a pillowcase to match, and also an I Spy soft book .

## Quilt 25:



**Katie Flynn** chose to center the I Spy panel. She used a complimentary print of blocks for the outer border. It measures 40" x 53". Katie used the stitch in the ditch method to quilt it. The backing is a zoo animal print on blue.



## Quilt 26:



**Brenda Simpson** pieced and machine quilted her quilt with an edge to edge swirl. Measuring 40" x 48", Brenda chose a green fabric for the outer border and the binding. The backing is a multi-colored polka dot on grey fabric.

## Quilt 27:



**Sue Latham** pieced blocks into a background of white fabric. Corresponding “lift the flaps” are sewn around the perimeter of the quilt making this a very entertaining quilt. It measures 42” x 47”. The binding and backing is a multi-colored stripe fabric. Sandy Knoester machine quilted it.



## Quilt 28:



Matching I Spy, this quilt is made in the shape of the state of Michigan. Each square has a match for you to find. **Judy Rowley** machine pieced and quilted it with cotton batting. It measures 54 x 61 1/2". The binding is red and the backing is a rainbow print.




## Quilt 29:



**Donna Owen** machine pieced her quilt using some flannel as well as cotton fabrics. The blue sashing is flannel, as well as the binding and backing. It measures 39 x 39". The backing has a tropical theme. Donna finished her quilt with machine quilting.

## Quilt 30:



**Windy Hartuniewicz** pieced her quilt using a variety of complimentary fabrics to extend the I Spy experience. It measures 50 x 51". The backing is also entirely pieced. The side borders and binding is an orange print. Windy tied her quilt.



## Quilt 31:



**Florence Nitz** pieced her quilt using the I Spy circles on white coordinating fabric for the side borders as well as the backing and binding. It measures 42 x 56". The top and bottom borders are white and blue. Florence tied her quilt.



## Quilt 32:



**Linda Lane** pieced this charming quilt, framing the I Spy blocks in black fabric. She chose blue and red polka dots on white for the sashing. The inner border is black. The outer border and backing is the blue and red polka dots. It measures 39" x 60".

## Quilt 33:



**D. Marilyn Reid** hand pieced and hand quilted this unique quilt. Aside from being round; it has a "sleeve" and a dowel for hanging. This quilt was awarded the Superintendent Award at the Ionia Free Fair 2021 as well as won the Blue Ribbon (first place) in the "Completed entirely by hand category".



## Quilt 34:



**Kay Tipton** pieced and machine quilted this adorable quilt. She chose to piece blocks into a background, using two of each fabric for an I Spy matching game. Kay used the I Spy panel as the quilt backing. The border and binding is a green on green star print. It measures 40" x 50".



## Quilt 35:



This is **Dolores Powell's** first quilt, and she made it with lots of love. She chose an I Spy coordinating fabric to border the panel. The outer border and binding is orange. It measures 43" x 57". The cornerstones and backing are a bubbles on white print.

## Quilt 36:



**Sue Reynolds** pieced and machine quilted her quilt with a pinwheel design. The top and bottom border is blue, as is the binding. Yellow footsteps were used for the sashing. It measures 44" x 52". The backing is an I Spy companion print.



## Quilt 37:



**Vayda Woolston** pieced her quilt as a quillow. It has cupcake polar fleece on the back and all of the sweetest pages from the book surrounds the panel on the front. It measures 44" x 59". It is quilted by Grandma Woolston.



## Quilt 38:



**Martha Woolston** pieced and lightly machine quilted this quillow. It measures 42" x 60". The border is a companion I Spy print. Martha chose an I Spy footprint stripe for the backing where she incorporated a pocket to fold the quilt into, forming a pillow.


## Quilt 39:



This quillow is pieced and lightly quilted by **Martha Woolston**. It measures 42" x 63". I Spy coordinating fabrics were used for the top and bottom borders. The inner border is the footsteps stripe companion print. A blue fabric was used for the backing.



## Quilt 40:



**Jan Schell** pieced her quilt using I Spy companion fabrics. Blue faces and dots and dashes on white border the I Spy panel with red sashing. Jan chose red minkee for the backing. The quilt measures 42 1/2" x 53 1/2", and it is bound in I Spy blue face fabric.






## Quilt 42:



**Jan Schell** pieced big blocks into a background of coordinating I Spy yellow faces fabric which she used for the top and bottom borders. She bound her quilt using I Spy footstep stripes. Jan chose red minkee for the backing and machine quilted it with red thread. It measures 38" x 63 1/2".

## Quilt 43:



**Barbara Hamm** framed the I Spy panel in black fabric with a piano key border. It measures 41" x 56". A soft yellow floral was used for the backing. It is bound in black. Machine quilting finishes the quilt, provided by BeeQuilted owner Linda Bacheim.





## Quilt 45:



**Pat Trommater** machine quilted and pieced her adorable quilt. Centers for the X blocks are I Spy fabrics which she used for part of the top and bottom borders pieced in green and blue. It measures 43" x 63". The backing and binding are I Spy bubble fabric.



# Quilt 46:



Eva Hatt

# Quilt 47:



Laura Heffron



# Quilt 48:



**SOLD**

Cindy Backing

# Quilt 49:



Amanda Ondersma



## Quilt 60:



**Lois Sprague** - The panel blocks are framed using a variety of solid colored fabrics. It is sashed and bound in a black and white check. It is backed in a charming fabric of hens and roosters on red. Measuring 47" x 63 1/2", it is machine quilted using the "stitch in the ditch" method.

# Quilt 61



**Cynthia Livingston** - Machine quilted using the “stitch in the ditch” method, this cute quilt is sashed, bordered and bound in a stripe fabric of greens and reds. It measures 45” x 52”. The panel blocks are pieced into rows separated by blocks of coordinating fabrics. It is backed in a ivory fabric.



## Quilt 62:



**Mary Ziegler** - This charming quilt measures 48" x 58", with the panel bordered with flying geese in solid colors on a background of yellow. The outer border and binding is a solid orange. The backing is a solid green fabric, and it is machine quilted with a meandering pattern.

## Quilt 63:



**Katie Flynn** -This unique quilt is pieced with bands of different colored stripes sewn horizontally and machine quilted in the “stitch in the ditch” method. It measures 39” x 56”. The backing is a black and white print. The Down on the Farm fabric book is attached to the top of the quilt with snaps.



## Quilt 64:



**Martha Woolston for the Barnyard Bunch North** - The kids couldn't get together due to Covid-19, but Martha constructed this cute quilt for them. It measures 42" x 52". Bright solid fabrics form the background where the panel blocks are applied in a top-sy-turvy manner. The binding is yellow and the backing is a solid green.

## Quilt 65:



**Jan Schell** - This cute quilt measures 43" x 52" and is machine quilted. The panel blocks are surrounded by pinwheel blocks and framed in a piano key design using solid complimentary fabrics. The outer border and binding is black, and the backing is a red flannel with white polka dots.



## Quilt 66:



**Mary Woolston** - A team effort, Mary pieced this charming quilt. It is machine quilted by Mary and Martha Woolston. The book pages are applied on a background of grey with white polka dots. The backing fabric is also grey with larger polka dots. It measures 42" x 49". A decorative zigzag stitch serves as both the applique stitch and machine quilting.

## Quilt 67:



**Beth Mellinger** - This cute quilt has a piano key border top and bottom of farm themed fabrics. The panel blocks are pieced into a background of a red chicken coop wire print. It has a yellow backing with multi-colored polka dots which is also used for the binding. Measuring 43" x 61", it is machine quilted.



## Quilt 68:



**Sue Latham** - This charming quilt is machine quilted with various outlines of farm animals. It measures 46" x 54". The blocks are framed in beige with a brown sashing and outer border. It is backed and bound in a beige print.

## Quilt 69:



**Bonnie Kimble** - This charming quilt measures 42" x 50". The book panels are trimmed in a crisp black and white print. It has a red border and binding. The flannel backing is a blue and white print. It is machine quilted in red with a meandering stitch.



## Quilt 70:



**Martha Woolston** - This cute quilt measures 42" x 48 1/2". The panel blocks are appliqued onto a background of white polka dots on blue. The backing is a matching solid blue. It is machine quilted using a decorative zigzag stitch in blue.

## Quilt 71:



**Pennie Simington** - This cute quilt measures 40" x 60 1/2", and machine quilted in a meandering style. The panel blocks are pieced into a red background. The outer border is a black and white cow print. It is backed and bound in a multi-colored print.



## Quilt 72:



**Wanah Newton** -The panel blocks are pieced into a background fabric that looks like denim fabric. The binding is a red bandana print that completes the country look. The backing is a yellow flannel and the quilt measures 45" x 66". It is machine quilted.

## Quilt 73:



**Beth Willis** - The panel blocks are pieced “topsy turvy” onto a background of various colors. The sashing is a chicken coop wire print. Appliqued frogs accent the quilt. This charming quilt measures 39” x 52” and is machine quilted. The backing is a print of green chicks on white and it is bound in orange.



## Quilt 74:



**Windy Hartuniewicz** - This quilt measures 50" x 65" and has a red fleece backing which makes it very cuddly. The panel blocks are pieced in a "topsy turvy" style into coordinating themed fabrics. The border is also pieced using the same fabrics. This quilt is tied.

## Quilt 75:



**Jonnie Julian** - A variety of complimentary fabrics were used as sashing for the panel blocks in this cute quilt. The outer side border and binding is green and the backing is a yellow flannel. It measures 42" x 61" and is machine quilted.



## Quilt 76:



**Gaylia Ross** - This cute quilt is machine quilted with geometric shapes. The panel blocks are pieced into a black background which gives it a modern appearance. A green print was used for the backing and binding and it measures 35" x 47".

## Quilt 77:



**Linda Lane** - This cute quilt has complimentary blocks that are pieced along with the panel blocks and sashed in white fabric. It is bound in a solid orange. The backing is also pieced with yellow and orange fabrics. It measures 41" x 60 1/2" and is machine quilted.




## Quilt 78:



**Sandy Ranville** - This charming quilt measures 40" x 54". The panel blocks are framed in a variety of fabrics. It is bound in a green stripe fabric and backed in an orange print. The method for quilting is "stitch in the ditch".

## Quilt 79:



**Kelly Yoakem** - This cute quilt measures 42" x 60" and has the panel blocks pieced into a red paisley background. It has a blue paisley border and a binding of black and white checks. The backing is pieced with a red woodgrain print, farm animals and a chicken coop print. The machine quilting outlines the blocks.



# BOOKS MADE A DIFFERENCE FOR ME



"Young children who have access to books in the home and who are read aloud to regularly have the best chance of becoming successful readers."

## Meet One of Dolly's Kids!

Henry has participated in the program since **birth** and received a book a month for 5 years collecting a home library of 60 books. The DPIL provided him with access to high quality books and as a result he was read to regularly,



**Henry has a strong foundation for learning to read as a result of being a part of the Dolly Parton Imagination Library.**

DPIL is a school readiness initiative that is available to all children **birth to age 5**, that live in the Belding, Ionia, Lakewood, Portland and Saranac school districts.

THE PROGRAM IS OF **NO COST** TO PARTICIPANTS!

**Enroll today and start your child on the path to success!**  
**imagination library.com or ioniaisd.org or 616-527-4900**



*This program is funded by generous donations from the community, including all the local school districts, United Way, grants, WillSub, M1, businesses, organizations and individuals.*

Find us on  **Ionia Imagination Library**



## Top 10 Reasons You Should Support The Imagination Library

.....from a child's point of view

1. **Having books in my home increases the likelihood that someone will read to me!**
2. **The average middle class family has 13 books per child in their home. My family is low income and there is 1 book for every 300 children in my neighborhood.**
3. **Sharing a book with my mommy or daddy is a time for me to cuddle, feel loved, attach to my caregiver and strengthen my social-emotional development.**
4. **Being read to develop pathways in my brain that will help me recognize the sounds that make up words. Being able to differentiate the sounds that make up words is a critical skill I will need to learn to read.**
5. **Being read to helps me learn new words! This is very important because my language/vocabulary skills at the age of 2 are a strong predictor of my later school success.**
6. **When I have books in my home, I can hear the story read to me over and over! This repetition helps me strengthen the pathways in the brain and develops my memory and expressive language skills. Soon I will be able to read the book to you!**
7. **Being read to helps me pay attention and develop listening skills which are very important for my overall ability to learn.**
8. **Being read to before I go to school introduces me to letters and numbers. I learn that print has meaning. Soon I will recognize my name on the book that is sent to my house each month.**
9. **Being read to before I enter kindergarten increases the likelihood that I will learn to read and am successful in school. If I start out behind in kindergarten, the research suggests that I will not catch up without specific intensive intervention to help me.**
10. **If I do not learn to read, I will most likely be underemployed or unemployed, be dependent upon the welfare system and/or become incarcerated during our lifetime.**

**INVEST IN ME...**



**I am our future!**

*"A dollar invested in early childhood yields THREE times as much as for school-aged children, and EIGHT times as much for adult education," James Heckman Nobel Prize-winning economist.*



**Biggby Coffee**  
**2331 South State Road**

**SEEING IS BELIEVING!**

**COME SEE SOME OF THESE AMAZING QUILTS  
IN FEBRUARY AND MARCH!**

**Special offer for the Month of March**

Stop in anytime during March and purchase a Grande or specialty coffee and present the voucher, that will be available at the store, and a \$1.00 from every purchase will be donated to the Dolly Parton Imagination Library of Ionia County.



**“Like” us on Facebook**

Go to Ionia Imagination Library !



**A special thank-you to our sponsors:**


Michigan One Community Credit Union · ESS· United Way  
Belding Area Schools · Ionia Public Schools

· Portland Public Schools

Lakewood Public Schools · Saranac Community Schools  
Biggby · Friends Quilting Basket

# Coming Fall of 2022!

## The Christmas Tale of Peter Rabbit



These quilts will be **for sale only** for \$135.00. Please be sure to follow our page on Facebook for more information! Sale to be held in November 2022!!



We have a limited number of these panels. If you are interested in making one please contact Lindy at 616-489-2077.



